

AIRVENTURE AUSTRALIA

The great Aussie fly-in

Fly-in, Airshow, Aviation Trade Show, Education Seminars, Youth Careers and STEM
PARKES REGIONAL AIRPORT (YPKS)
20 - 22 SEPTEMBER 2019

Proudly Supported By:

PARKES
It all adds up.

**AVIATION
TRADER**
YOUR TOTAL AVIATION MARKETPLACE

OzRunways
Electronic Flight Bag

**RECREATIONAL
AVIATION AUSTRALIA**

GAP
Global Aviation Products

BushCat

2019 Pilot Guide Parkes Regional Airport (YPKS) 20-22 September 2019

Warning: CONSULT AIP!

This guide has been prepared to assist pilots with their planning to attend the event. Pilots should note that they are responsible for the safe operation of their aircraft at all times in accordance with the relevant rules and regulations. Nothing in this document may be construed as over-ruling those rules and regulations, this is a guidance document only

CONSULT AIP – INFORMATION ONLY

AL1

1 Table of Contents

1	Table of Contents	2
2	Welcome to AirVenture Australia!	3
3	Considerations when planning to fly to and from Parkes:.....	3
4	No ASIC Card required to attend! SEZ and Security Requirements	3
5	Unicom and Ground Communication	4
6	Taxi, Marshalling and Parking	5
7	2019 Flying Display and Practice day	10
8	Other Information	10

2 Welcome to AirVenture Australia!

- We would like to welcome you to Parkes for AirVenture Australia 2019! We sure are glad to have you, and we hope you have an enjoyable time. Events like this can't happen without your support.

3 Considerations when planning to fly to and from Parkes:

- When packing your equipment, ensure you bring a tie down kit for your aircraft.
- It is a good idea to factor in some additional holding fuel if you can, to allow for delays if the traffic volume is high on your arrival.
- **On the flight to Parkes, be sure to avoid the Parkes Radio Telescope Restricted Area.**
- All aircraft must adhere to ERSAs procedures for Parkes.
- Remember to check the NOTAMS carefully. If a Temporary Restricted Area is active over Parkes, the NOTAM will give you the authoritative details. If no Restricted Area is in use, expect an aerodrome NOTAM detailing when air display activity is occurring. Do not plan to arrive or depart during air displays (Saturday evening and Sunday morning).
- There will be an Avgas tanker to supply fuel to aircraft flying in to AirVenture Australia. Details will be provided soon. An Avgas fuel bowser is also available for use by ASIC holders.

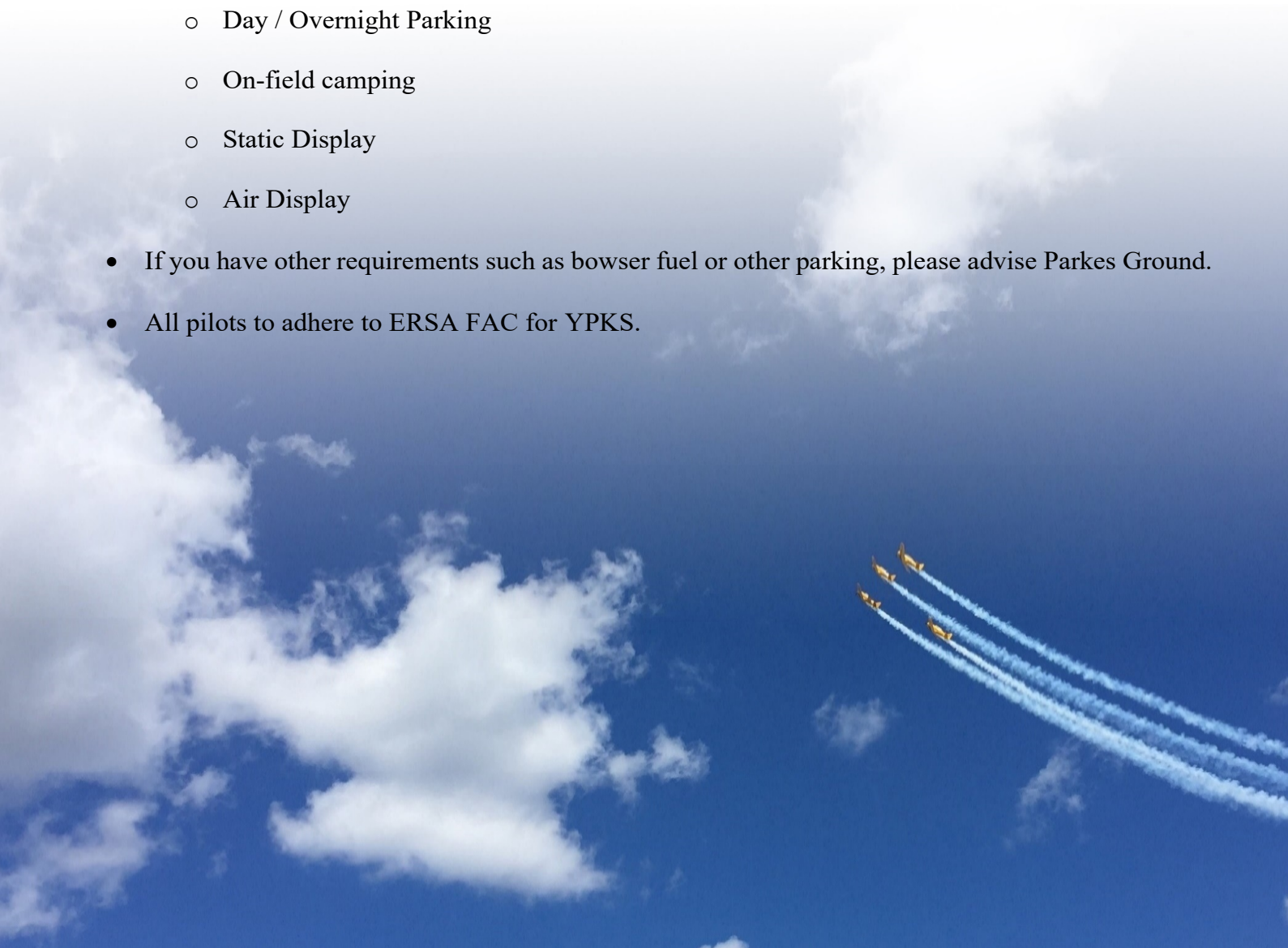
4 No ASIC Card required to attend! SEZ and Security Requirements

- Parkes is a security-controlled aerodrome and an ASIC is normally required. However, for the duration of AirVenture Australia, a 'Special Event Zone', or SEZ will be in place. This SEZ allows you to fly into Parkes without an ASIC, on the condition that you park your aircraft in the event precinct. The SEZ extends to the landside boundary which allows you and your passengers to come and go from the event without needing to display an ASIC.
- As the fuel bowser is outside the SEZ, fuel will be available from a tanker within the event. ASIC holders may use the fuel bowser at their own discretion.
- If you hold an ASIC, you can utilise the airport as normal outside the event zone.



5 Unicom and Ground Communication

- A Unicom service will be provided on the Parkes CTAF frequency 126.7 Friday till Sunday 9am – 5.30pm, with a ground frequency of 127.9. Operational days and hours may vary depending on traffic. Monitor the Unicom frequency when possible to determine if Unicom is operational.
- Pilots should be aware that many airfields around Parkes also uses CTAF frequency of 126.7.
- When communicating on the CTAF, the Unicom operator may advise known traffic and preferred runway. Additional information may be provided on request. Normal CTAF procedures will apply throughout.
- Although Unicom may provide guidance on wind direction and preferred runway, runway choice is at the pilot's discretion based on operational requirements.
- After exiting the runway, you may call Parkes Ground on 127.9 when established on the taxiway for guidance to parking appropriate parking. If Parkes ground do not answer, continue on Ground Frequency to alleviate congestion on CTAF, however be prepared to switch back to CTAF frequency 126.7 if needed.
- When calling Parkes Ground, please advise call-sign, aircraft type, location and parking requirement which may be:
 - Day / Overnight Parking
 - On-field camping
 - Static Display
 - Air Display
- If you have other requirements such as bowser fuel or other parking, please advise Parkes Ground.
- All pilots to adhere to ERSa FAC for YPKS.

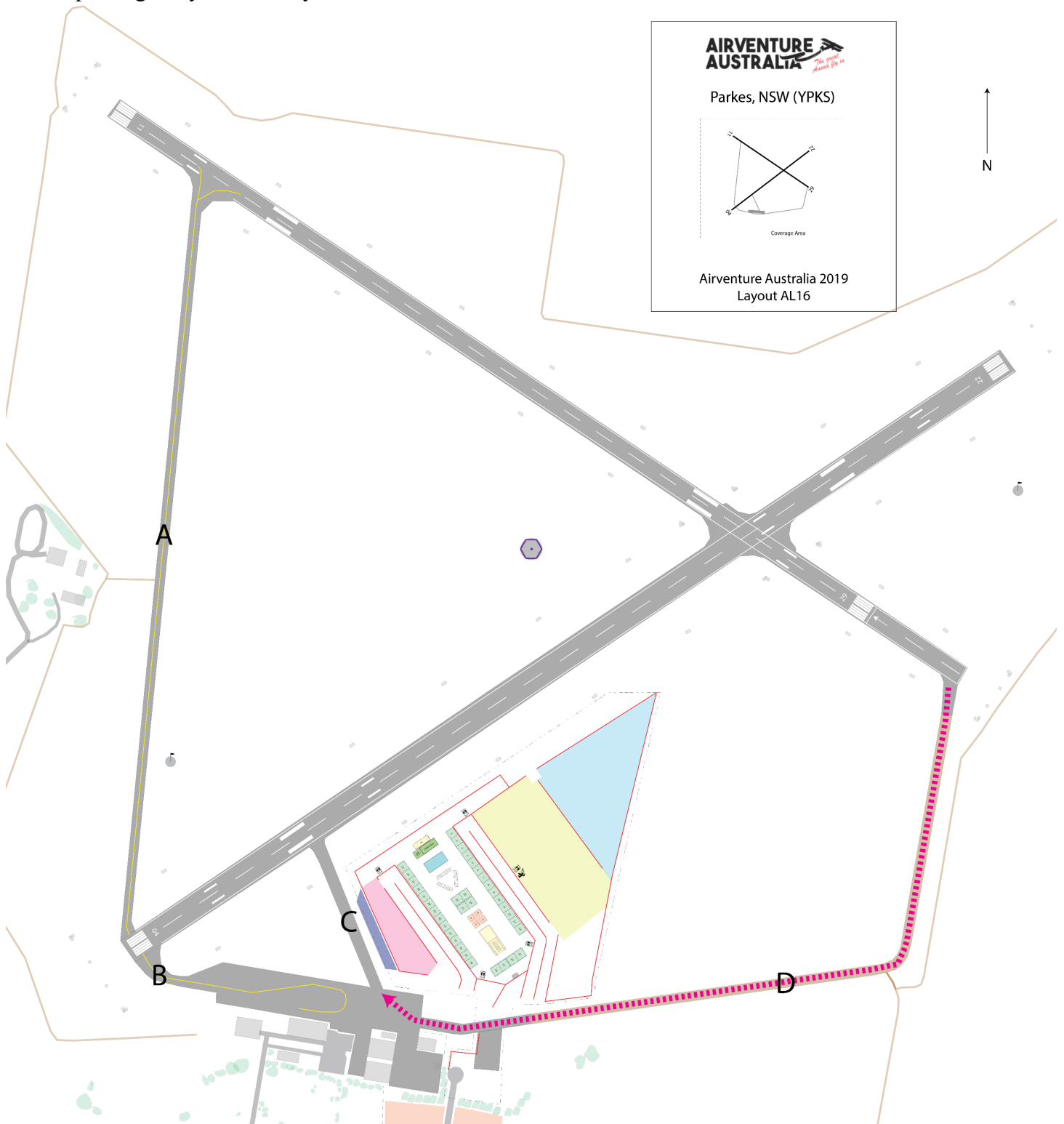


6 Taxi, Marshalling, Parking and Fuel.

- After exiting the runway, pilots may be met by a marshal on a 4-wheel bike or other suitable vehicle who will lead them to their parking location. Marshals shall be on 127.9, if radio equipped. If you are not met by a marshal, expect marshalling when arriving at the parking area. Marshalling is not provided on non-event parking aprons.
- Marshal hours are 9am to 5pm Friday and Saturday, 8am to 4pm Sunday. If arriving outside marshalling hours park your aircraft as closely aligned with the existing parking arrangements in the appropriate parking area.
- See the illustrations on the following pages for the taxi paths to be followed, depending on the runway in use. The taxi plan has been designed to allow for a one-way type of system for each runway in use.
- At all times, safety is the highest priority. Pilots must remain alert and take necessary actions to prevent unsafe events from occurring.
- Before commencing taxi under guidance of a marshal, ensure that the area is clear and that you have established eye contact with the marshal providing the guidance. Always keep a safe distance behind the marshal. Marshals are instructed to provide guidance from the left side of the taxiway, pilots should keep their aircraft in the centre of the taxiway.
- Remember, pilots are responsible for their aircraft and passengers, marshals provide guidance only. If in doubt, stop, shut down if necessary and request assistance.
- Use appropriate caution when taxiing on the grass. Every effort will be made by AirVenture Australia to ensure grass surfaces are fit for taxiing on, however discretion rests with the pilot for where they choose to taxi their aircraft.
- Generally heavier GA aircraft will be taxied directly into their parking position if possible, lighter aircraft will be taxied close to their parking with final positioning by hand after shutdown. Volunteers will be available to assist with moving aircraft as required.
- Before leaving your aircraft, ensure the marshal is satisfied with its position, that the aircraft is shut down with mixture closed and magnetos off and tied down.
- Whilst securing your aircraft and walking to the event entry, be very careful of other taxiing aircraft. Remind yourself and your passengers of the airside hazards, including propellers and ground obstacles such as tie downs. Walk behind aircraft whenever possible.
- Signs showing contact numbers for the fuel tankers will be displayed (details for fuel are still being finalised, expect an update in AL2 closer to the event).
- For event attendees who wish to park outside the event areas controlled by AirVenture Australia, please contact the ARO and proceed in accordance with Parkes Aerodrome user policies. Reminder, an ASIC is required at Parkes if you park outside of or leave the event area to the airside.
- Visiting aircraft are not required to park in AirVenture Australia parking areas; the decision to enter the AirVenture Australia parking areas rests with the PIC!

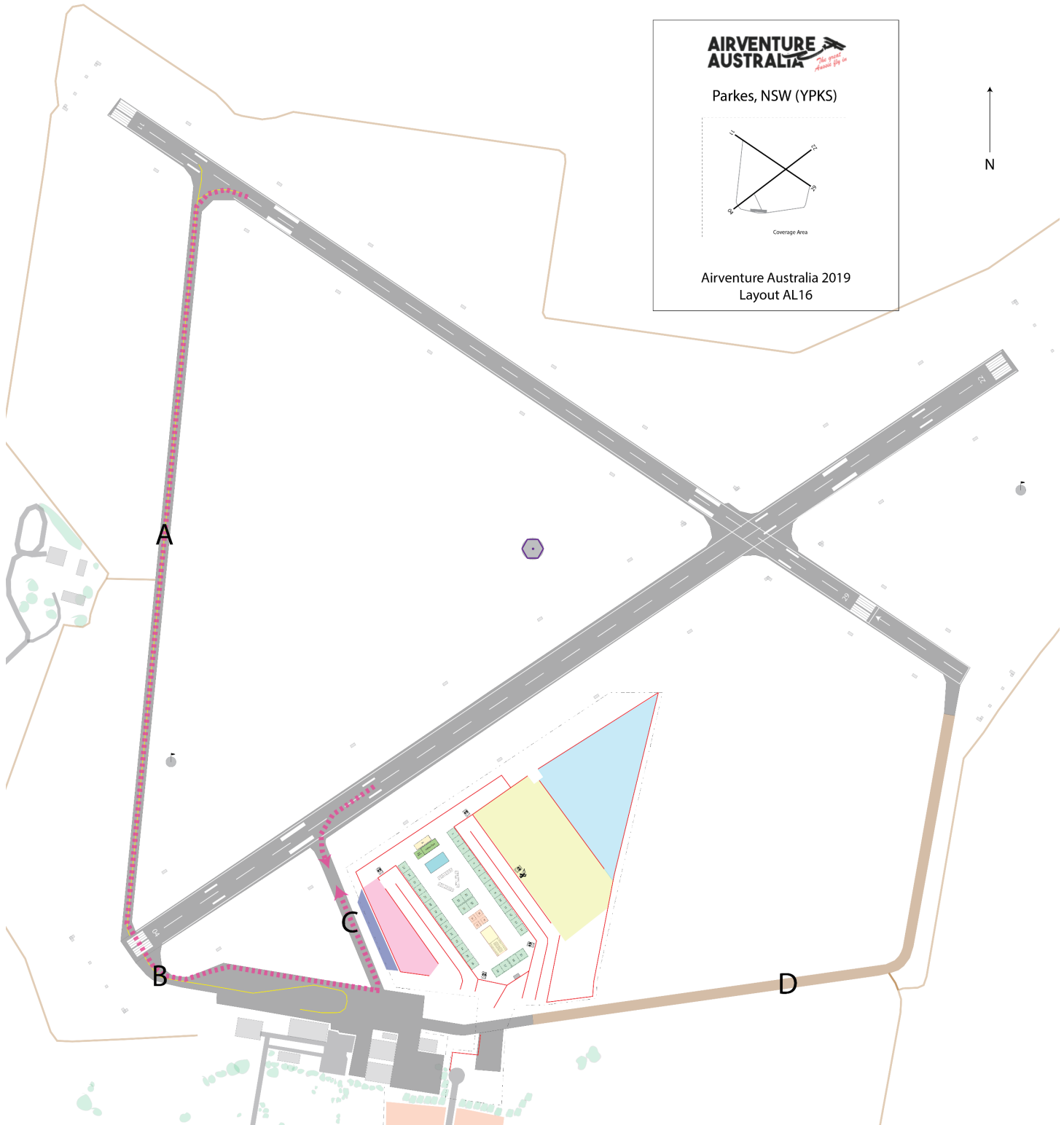
Taxi Plan if Arriving Runway 11 or 04:

If you arrive on Runway 11 or 04, exit via RWY 29 and then taxiway D for AirVenture Australia parking entry via taxiway C, as shown below.

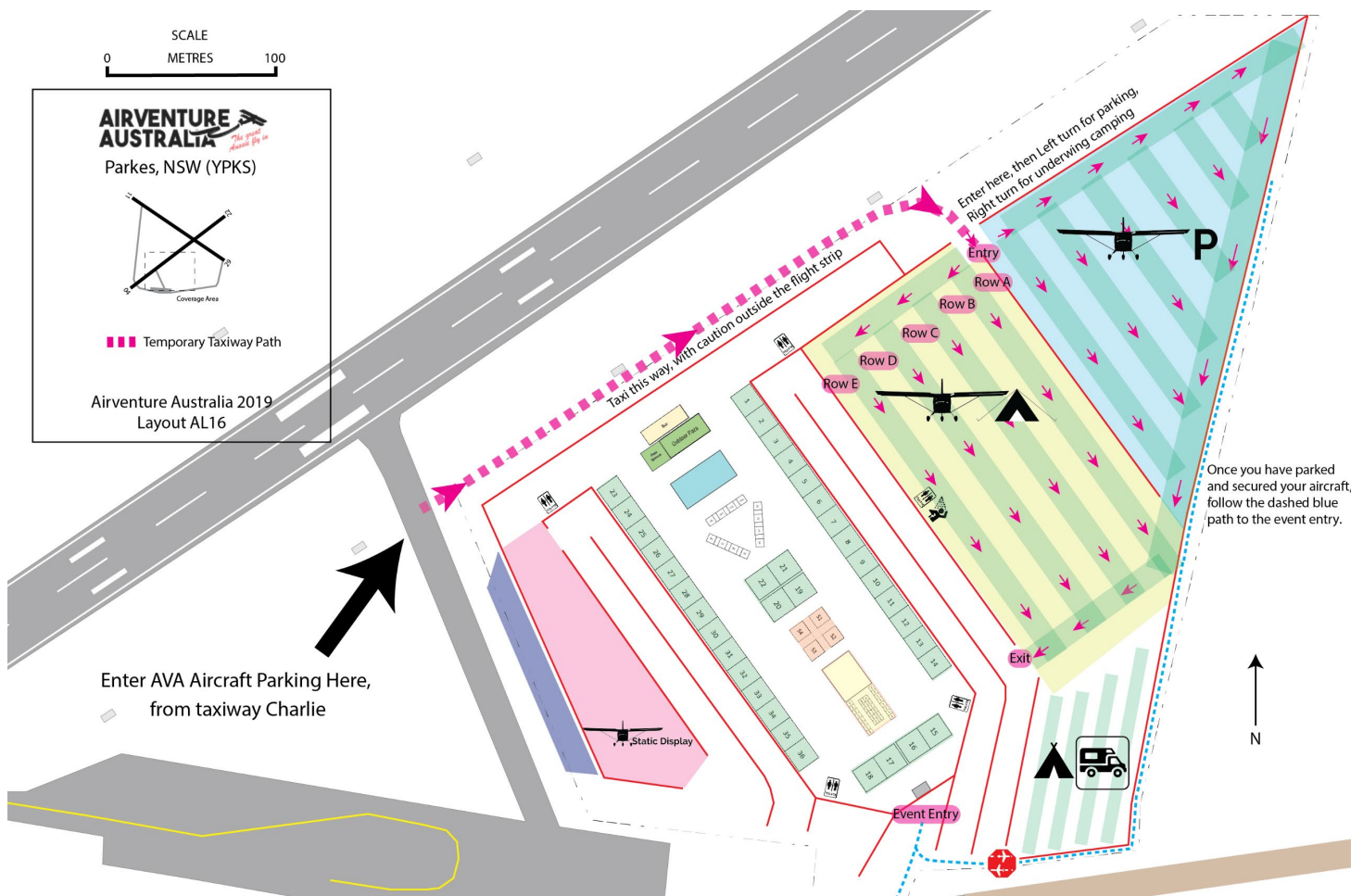


Taxi Plan if Arriving Runway 29 or 22:

If you arrive on Runway 29, taxi via A and the apron for the AirVenture Australia parking entry on taxiway C.
If you arrive on Runway 22, take a left on to taxiway C or taxi via the apron for C.

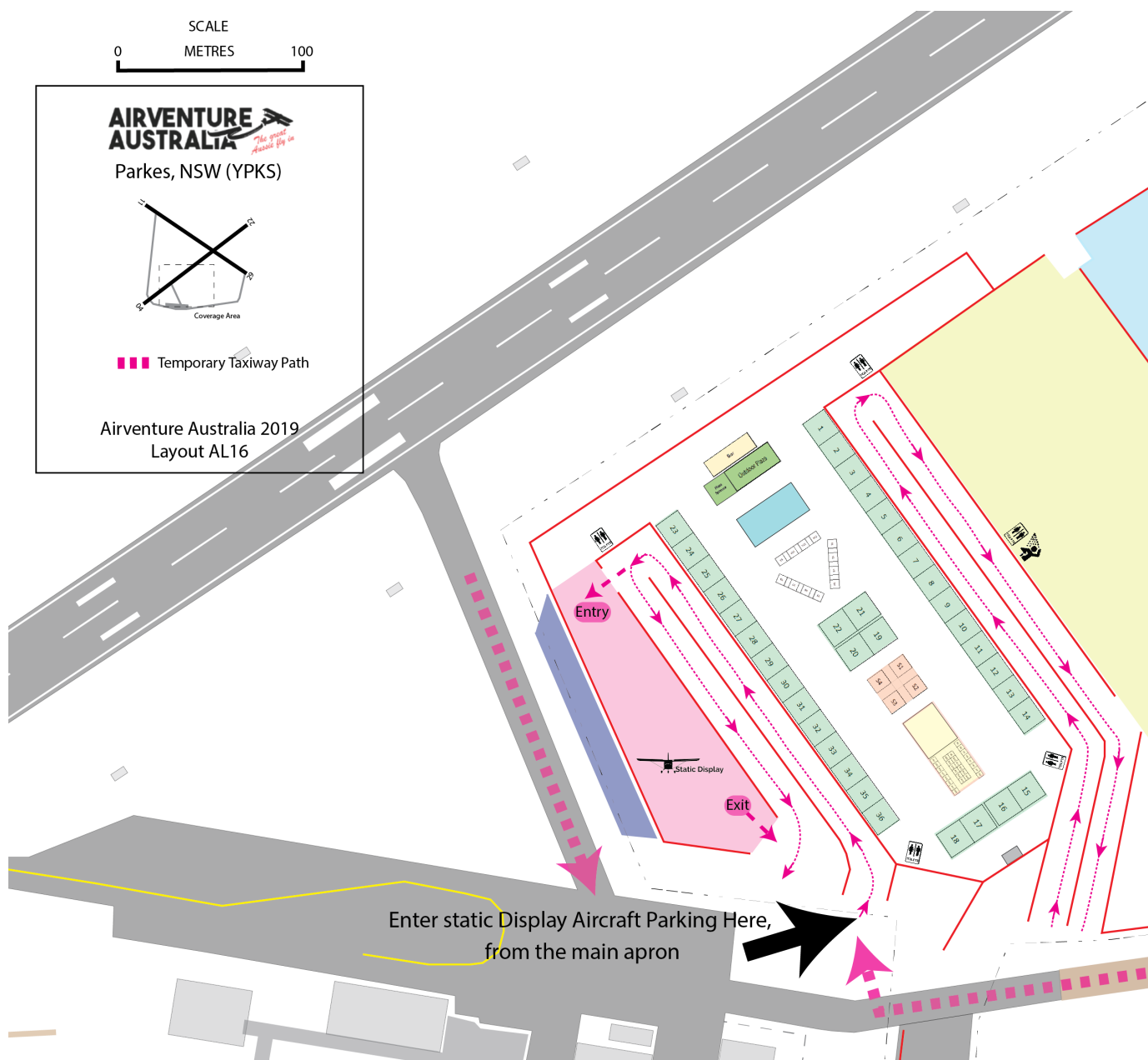


Taxi from Taxiway Charlie to the Parking Areas. Blue is normal parking; Yellow is underwing camping:
From taxiway C, enter the temporary grass taxiway which runs along the front of the event. Remain clear of the flight strip. Taxi for approximately 250m to the parking entrance. Lean left at the entrance for ordinary aircraft parking. Veer right for underwing camping. Marshals can be contacted on 127.9.



How to Enter the Static Display Area (if you have been pre-arranged to display your aircraft):

If you are parking in the static display parking, follow the normal taxi plans but look for the entry via the main apron. You'll need to enter the one-way exhibitor access lane as shown below to get to the static parking entry.



7 2019 Flying Display and Practice day

- There will be a flying display on Sunday 22 September commencing at 10:00am Eastern Standard time. The display will run until approximately 2:00pm. It is expected that a Temporary Restricted Area (TRA) or Aerodrome NOTAM for aerobatics will apply during this time. Arrivals and departures will be prohibited during the airshow.
- An airshow practice is planned for Saturday afternoon. Delays may be experienced during display practice for arriving aircraft. Arriving aircraft are asked to hold clear of the airfield to allow practice operations to take place safely. UNICOM will be in operation for display practice on 126.7.

8 Other Information

- Area Frequency – Melbourne Centre, 135.25
- Note: 135.25 is not available on the ground at Parkes, cancel SAR in the circuit if necessary
- Parkes CTAF 126.7
- Parkes Ground/Display Frequency 127.9
- Parkes AWIS (Automated weather) can be accessed by telephone on 02 8302 7544.
- 4G cellular coverage is good at Parkes. Emergency Services can be contacted by calling “000” as usual in Australia. Joy Flight aircraft will be operating from the field.
- Use the radio and always announce your intentions.

A final reminder – SAFETY, SAFETY, SAFETY in the air and on the ground!

